

V-EA-Series - UL508 Manual Motor Controller - 1 pole G-Trip



UL508 Listed
E137938



One Pole

Standard Pack: 12

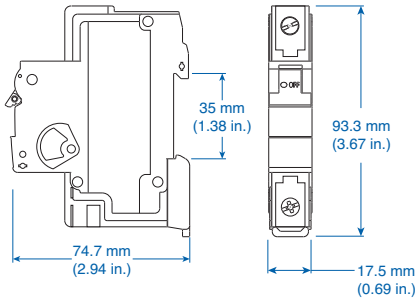
Weight:

0.3A - 32A

1.8kg (3.97 lb.)

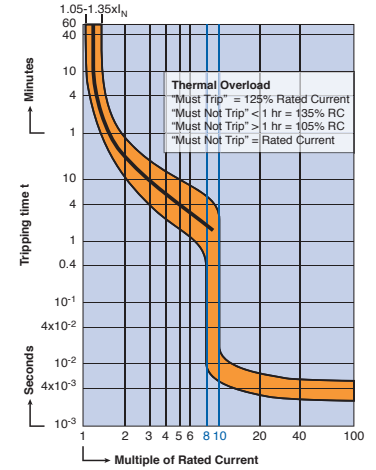
40A - 63A

1.98kg (4.37 lb.)

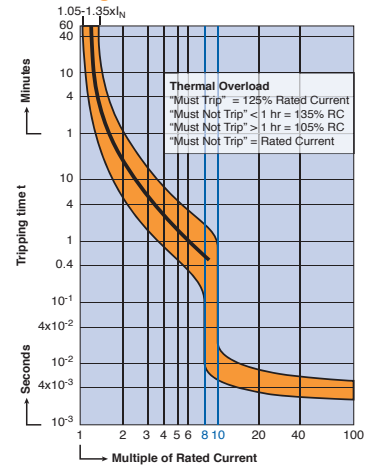


Rated Current	Type/ Cat. No.	Approvals
0.3A	1G03UM	UL, SA
0.5A	1G05UM	UL, SA
0.75A	NA	
0.8A	1G08UM	UL, SA
1.0A	1G1UM	UL, SA
1.6A	1G1.6UM	UL, SA
2.0A	1G2UM	UL, SA
2.5A	1G2.5UM	UL, SA
3.0A	1G3UM	UL, SA
3.5A	1G3.5UM	UL, SA
4.0A	1G4UM	UL, SA
5.0A	1G5UM	UL, SA
6.0A	1G6UM	UL, SA
8.0A	1G8UM	UL, SA
10A	1G10UM	UL, SA
12A	1G12UM	UL, SA
13A	1G13UM	UL, SA
15A	1G15UM	UL, SA
16A	1G16UM	UL, SA
20A	1G20UM	UL, SA
25A	1G25UM	UL, SA
30A	1G30UM	UL, SA
32A	1G32UM	UL, SA
40A	1G40UM	UL, SA
50A	1G50UM	UL, SA
60A	1G60UM	UL, SA
63A	1G63UM	UL, SA

V-EA-G Trip 0.3A Through 10A Rated Current



V-EA-G Trip 12A Through 63A Rated Current



Voltage Rating	277VAC 0.3-25A: 1 pole - 42VDC 30-60A: 1 pole - 24VDC
Short Circuit Withstand Rating (UL/CSA - Ratings)	0.3-60A (RC): 10kA with UL-listed RK5 back-up fuse or MCCB
Group Short Circuit Withstand Rating (UL/CSA - Ratings)	0.3-10A (RC): 10kA; 13-60A (RC): 5kA no branch circuit protection required
Interrupting Capacity (VDE - Ratings)	0.3-63A (RC): 10kA
Calibration Temperature	40°C (104°F)
Operating Temperature	-25°C to 55°C (-13°F to 131°F)
Storage Temperature	-40°C to 70°C (-40°F to 158°F)
Terminal Size Acceptability	Top: 18-3 AWG; Bottom: 18-2 AWG (Line/Load reversible)
Terminal Torque	20 lb.in.
Terminal Protection Degree	IP20

SHORT CIRCUIT WITHSTAND RATINGS FOR V-EA MANUAL MOTOR CONTROLLER

Trip Curve	Amp Range	Backup Protection	UL-Listed RK5-Fuse up to 10kA	UL-Listed MCCB up to 10kA	No BCP Required up to:
all	0.3 - 10A		4xRC* min 15A, max 70A	4xRC* min 15A, max 70A	10kA
all	12 - 30/32A		4xRC* max 125A	4xRC* max 125A	5kA
all	40 - 50A		4xRC* max 200A	4xRC* max 200A	5kA
all	60 / 63A		4xRC* max 250A	4xRC* max 250A	5kA

*up to nearest rated current

Standard Dual Connection Terminal

All parts are ring tongue compatible.

