

Extended Handle Accessories

DOOR INTERLOCK HANDLES

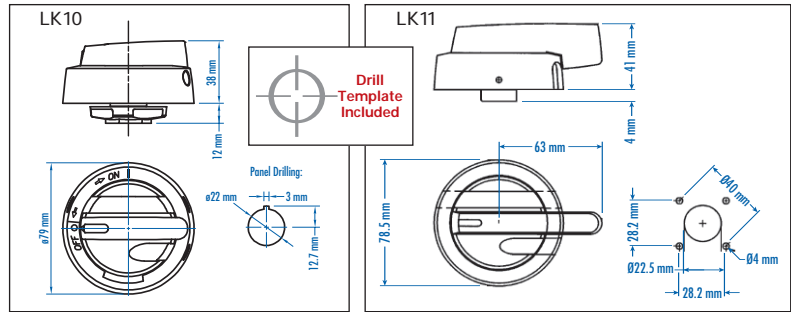

LK10 (Y/R) UL:

- Single hole mounting (22.5mm)
- Defeatable (built-in mechanism)



LK11 (Y/R) U:

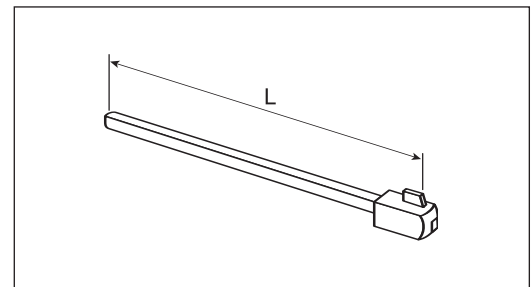
- Retention mechanism (only rotates 90° from off to on, keeps handle in off position while cabinet door is open)
- Defeatable (looses NEMA rating)



Cat. No.	LK10 UL	LK10Y/R UL	LK11 U	LK11 Y/R U
Environmental Rating	NEMA Type 4X, IP66	NEMA Type 4X, IP66	NEMA Type 4X, IP67	NEMA Type 4X, IP67
Color	Black	Yellow/Red	Black	Yellow/Red

DOOR INTERLOCK SHAFT

The steel shaft ensures reliable operation even in the toughest conditions.



Cat. No.	L100AD11-ST	L200AD11-ST	L300AD11-ST
Length (L)	100mm	200mm	300mm
Material	Steel	Steel	Steel

AUXILIARY SWITCHES

The auxiliary switches are the snap-on type and can be retrofitted.



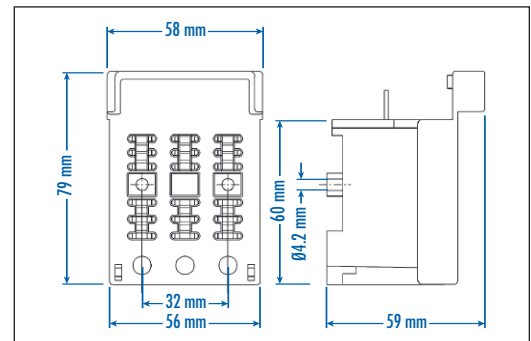
Cat. No.	KU1.V	KU2.V	VKA1.V	VKA2.V
Electrical Rating	10A/1/2HP/125-250V AC	10A/1/2HP/125-250V AC	10A/1/2HP/125-250V AC	10A/1/2HP/125-250V AC
No. of contacts	1n.o./1n.c.	2n.o./2n.c.	1n.o./1n.c.	2n.o./2n.c.
For Use With	KU models	KU models	VKA models	VKA models

FUSE HOLDER

This fuseholder can be retrofitted with the KU340N. Therefore design changes can be incorporated with ease to allow a fusible disconnect.



Cat. No.	KV 10x38	KV 10x38 CC
Electrical Rating	30A/600V AC	30A/600V AC
Fuse Type	10x38, Midget	Class CC
For Use With	KU340N	KU340N



Dimensions (to convert to inches multiply by 0.03937)

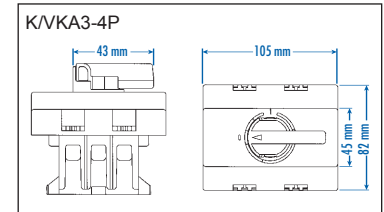
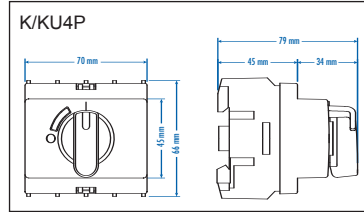
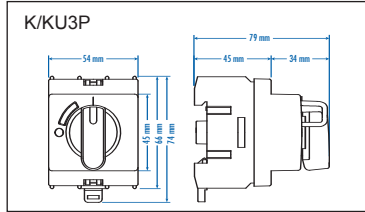
Direct Handle Accessories

DIRECT HANDLES

Improved design with metal shaft. Use for all your "inside the panel" applications.

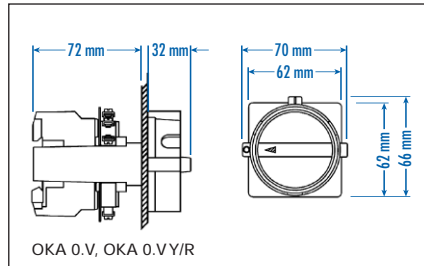


Cat. No.	K/KU3P	K/KU3PY/R	K/KU4P	K/KU4PY/R	K/VKA3-4P	K/VKA3-4PY/R
Color	Black	Yellow/Red	Black	Yellow/Red	Black	Yellow/Red
For use with	KU models (3P)	KU models (3P)	KU models (4P)	KU models (4P)	VKA models (3/4P)	VKA models (3/4P)



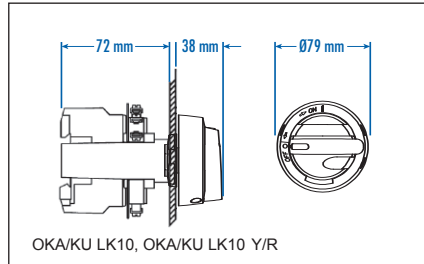
DOOR MOUNTING KITS

Designed for fast and easy assembly.



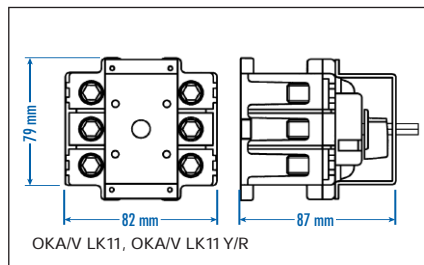

Shown with switch and display plate. (sold separately)

Cat. No.	OKA 0.V	OKA 0.VY/R
Environmental Rating	IP65	IP65
Color	Black	Yellow/Red
For use with	KU models (3P)	KU models (3P)



Shown with switch and display plate. (sold separately)

Cat. No.	OKA/KU LK10	OKA/KU LK10 Y/R
Environmental Rating	NEMA Type 4X, IP66	NEMA Type 4X, IP66
Color	Black	Yellow/Red
For use with	KU models (3P)	KU models (3P)




Shown with switch. (sold separately)

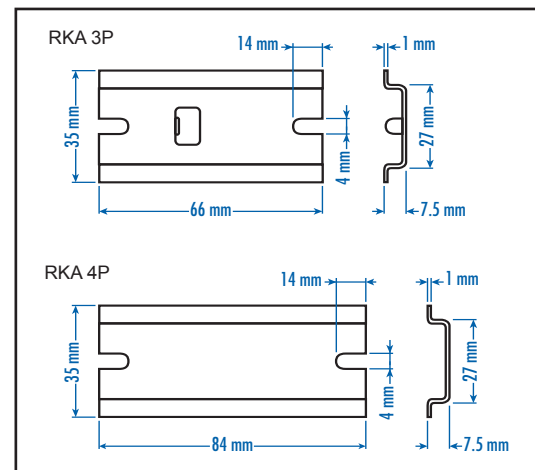
Cat. No.	OKA/V LK11	OKA/V LK11 Y/R
Environmental Rating	NEMA Type 4X, IP67	NEMA Type 4X, IP67
Color	Black	Yellow/Red
For use with	VKA models (3P)	VKA models (3P)

MOUNTING ALTERNATIVES - ALUMINUM DIN RAIL

Panel mount option for small Disconnect Switches.



Cat. No.	RKA 3P	RKA 4P
For Use With	KU325/40/63N	KU425/40/63N



NOTE:

In the rare case that your mounting hardware (screws) for DIN Rail interfere with the enforcement studs in the back of the Motor Disconnect Switch please use smaller ($\leq M3$ or equivalent) flathead screws or change your DIN Rail to the 15mm high version.

Dimensions (to convert to inches multiply by 0.03937)