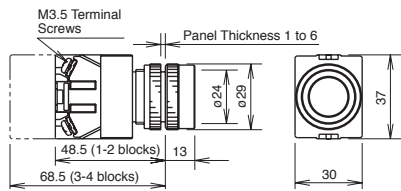


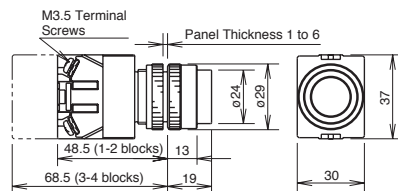
Dimensions

Pushbuttons

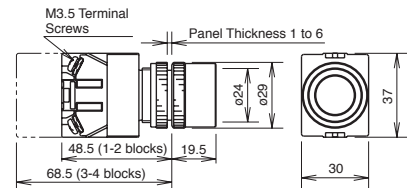
Flush



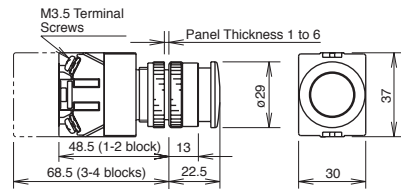
Extended



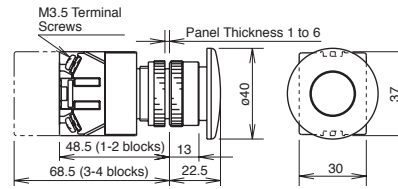
Extended with Full Shroud



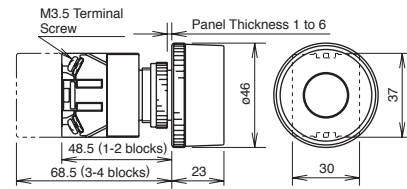
29mm Mushroom



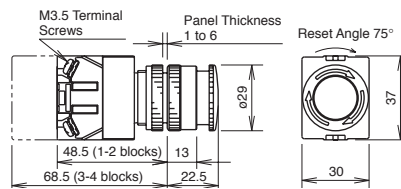
40mm Mushroom



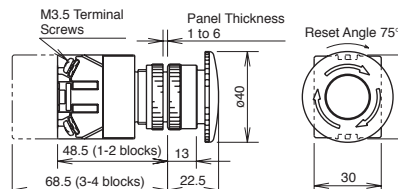
Mushroom with Full Shroud



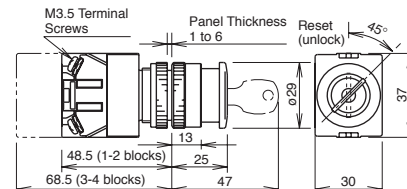
29mm Push-Lock-Turn-Reset



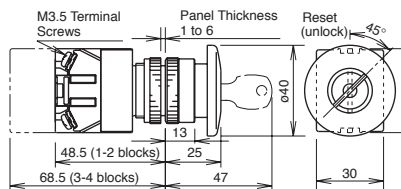
40mm Push-Lock-Turn-Reset



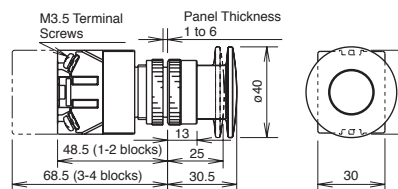
Keylock Push On/Off



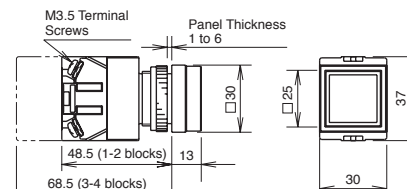
40mm Pushlock Key reset



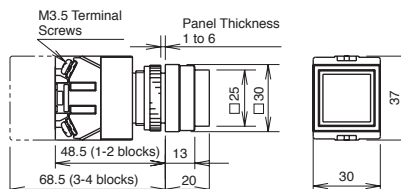
40mm Push-Pull



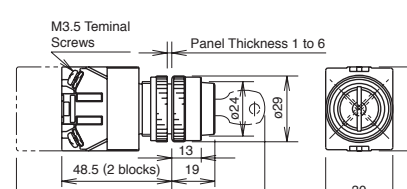
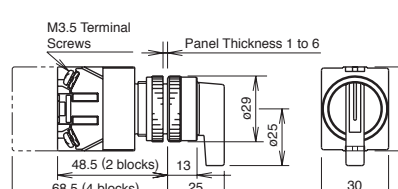
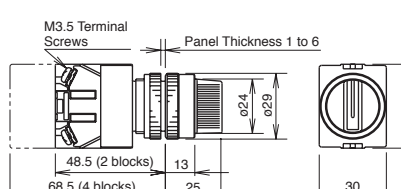
Square Flush



Square Extended



Selector Switches



Switches & Pilot Lights

Display Lights

Relays & Sockets

Timers

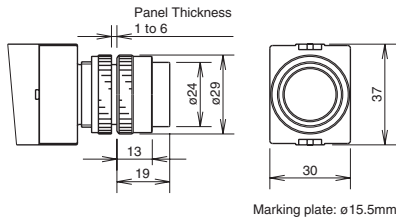
Terminal Blocks

Circuit Breakers

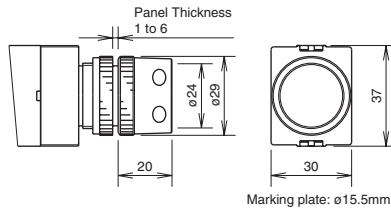
Dimensions continued

Illuminated Pushbuttons

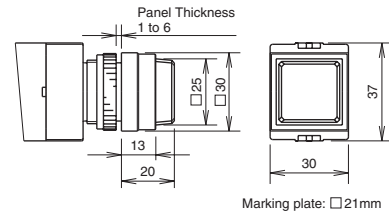
Extended



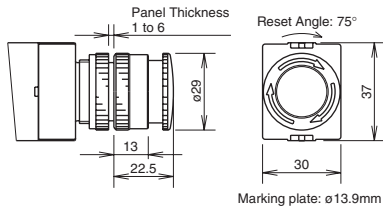
Extended with Full Shroud



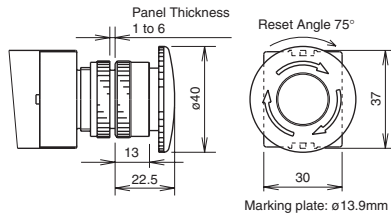
Square Extended



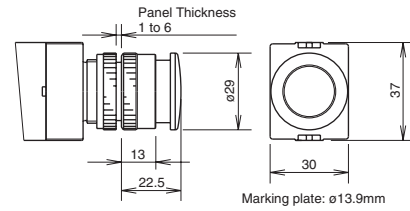
29mm Push-Turn-Reset



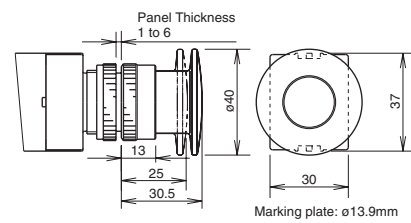
40mm Push-Turn-Reset



Mushroom

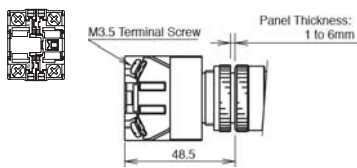


Push-Pull

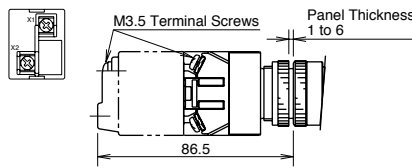


Illuminated Selector Switches

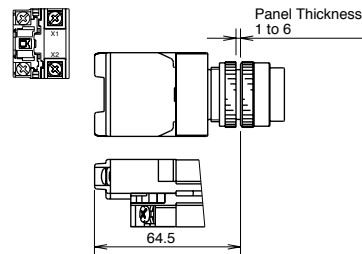
1 Contact Block with Full Voltage Adaptor



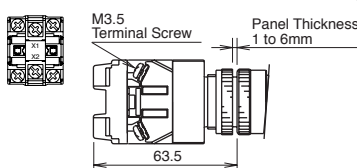
Transformer (2 blocks)



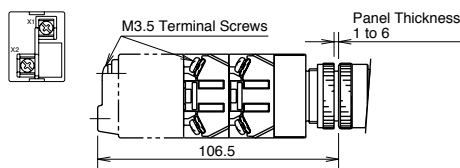
1 Contact Block with Half Size Transformer



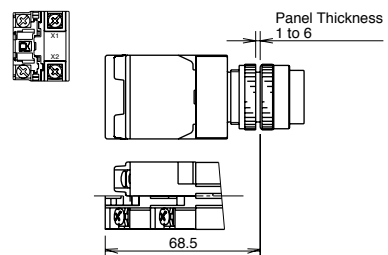
2 Contact Blocks with Full Voltage Adaptor



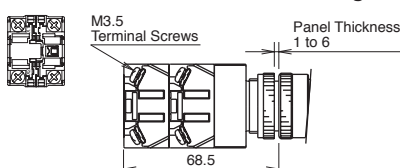
Transformer (4 blocks)



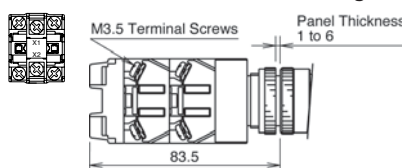
2 Contact Blocks with Half Size Transformer



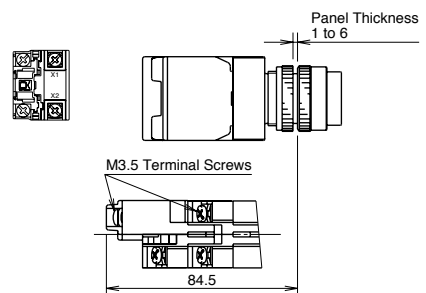
3 Contact Blocks with Full Voltage Adaptor



4 Contact Blocks with Full Voltage Adaptor



3 Contact Blocks with Half Size Transformer



Switches & Pilot Lights

Display Lights

Relays & Sockets

Timers

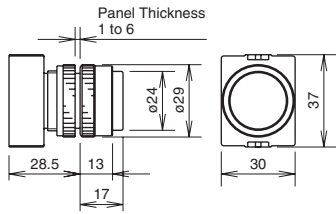
Terminal Blocks

Circuit Breakers

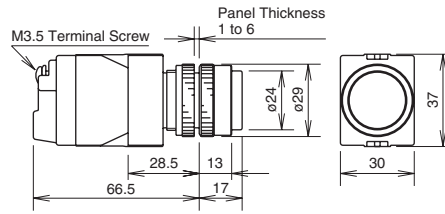
Dimensions continued

Pilot Lights

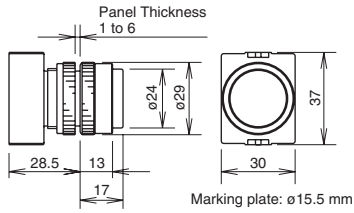
Round Flush APW1 Full Voltage



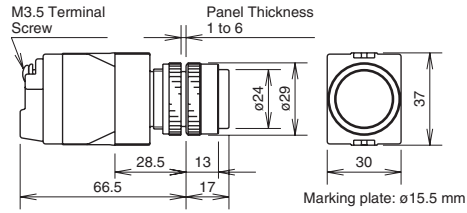
Round Flush APW1 Transformer



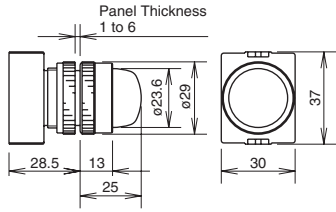
Round Flush Marking Type APW1B Full Voltage



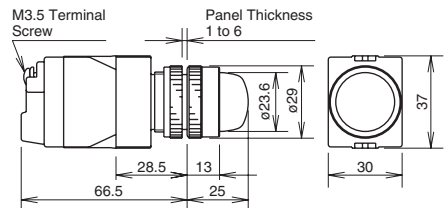
Round Flush Marking Type APW1B Transformer



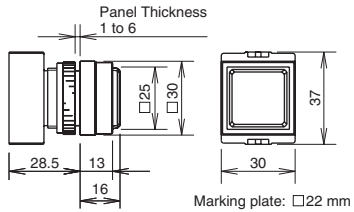
Dome APW2 Full Voltage



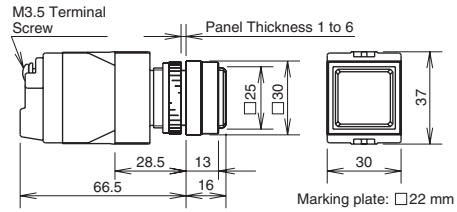
Dome APW2 Transformer



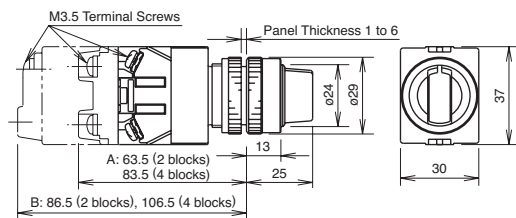
Square Flush Marking Type APQW1B Full Voltage



Square Flush Marking Type APQW1B Transformer



Illuminated Selector Switches



Switches & Pilot Lights

Display Lights

Relays & Sockets

Timers

Terminal Blocks

Circuit Breakers

Dimensions continued

Panel Cut-Out

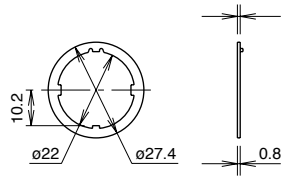
Diagram	Part	Dimension			
		A	B	C	D
	Pushbuttons	$\varnothing 0.137"$ (3.5mm)	1.95" (50mm); 1.76" (45mm) minimum	$\varnothing 0.878"$ (22.3mm)	1.17" (30mm) Std. Octagonal > 1.56" (40mm) Large Mushroom
	Pilot Light				
	Illuminated Pushbuttons				
	Selector Switches				
	Illuminated Selector Switches				1.17" (30mm) *See note.

1. The $\varnothing 0.137"$ ($\varnothing 3.5\text{mm}$) recess is necessary when either the nameplate or anti-rotation ring is used.
2. * $>1.404"$ (36mm) for 2- or 3-position.
 $>1.95"$ (50mm) for 4- or 5-position.

Accessory Dimensions

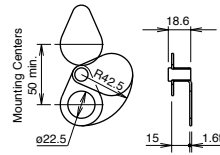
OGL-31

Anti-Rotation Ring



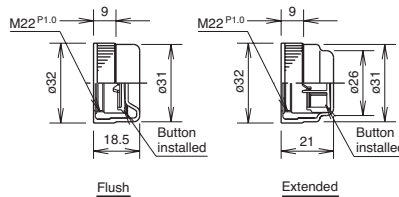
OLW-C

Metal Button Guard



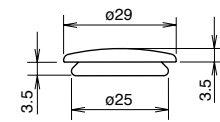
OCW-11

Pushbutton Rubber Boot



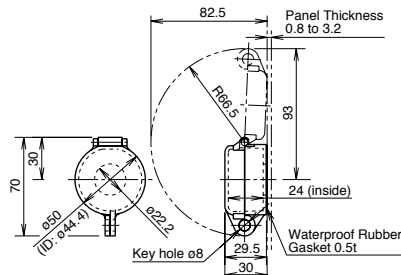
OB-31

Mounting Hole Rubber Plug



HW9Z-KL1

Lock-out Adaptor



AW-RP1B

Round Plastic Bezel



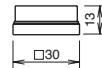
AW-FP1B

Round Plastic w/Full Shroud



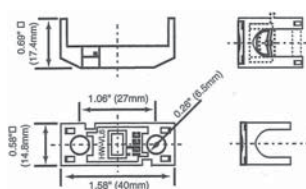
AW-QF1B

Square Full Shroud

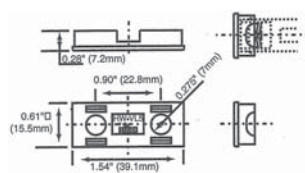


Finger-Safe Cover Dimensions

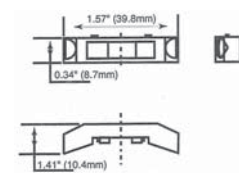
HW-VL6



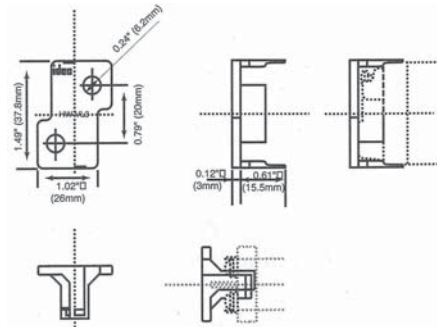
HW-VL5



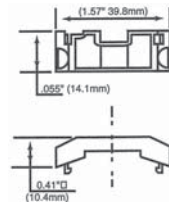
HW-VL4



HW-VL3



HW-VL2



APS-PVL

