


RU Relays

There's no comparison



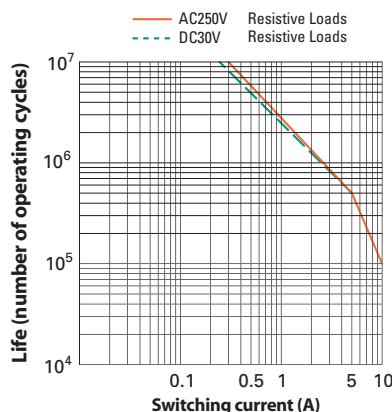
idec

MODEL NO.		RU2	RU4
CONTACT MATERIAL	CONFIGURATION MATERIAL RATED LOAD (resistive)	DPDT AgSnOIn (silver tin oxide indium) 10A/250V AC, 10A/30V DC	4PDT AuAg/Ag (gold-silver alloy on silver) 6A/250V AC, 6A/30V DC
COIL	VOLTAGE POWER CONSUMPTION (approx.) MAXIMUM VOLTAGE (of the rated voltage) PICKUP VOLTAGE (of the rated voltage) DROPOUT VOLTAGE (of the rated voltage)	24, 110-120, 220-240V AC 12, 24, 110V DC 1.1-1.4VA (AC); 0.9-1.0W (DC) AC: 110%; DC: 110% AC: 80% maximum; DC: 80% maximum AC: 30% minimum; DC: 10% minimum	24, 110-120, 220-240V AC 12, 24, 110V DC 1.1-1.4VA (AC); 0.9-1.0W (DC) AC: 110%; DC: 110% AC: 80% maximum; DC: 80% maximum AC: 30% minimum; DC: 10% minimum
CONTACT RESISTANCE (initial value)		50 mΩ maximum	50 mΩ maximum
MINIMUM APPLICABLE LOAD		24VDC, 5mA (reference value)	5VDC, 5mA (reference value)
OPERATE TIME (at rated voltage)		20 msec maximum	20 msec maximum
RELEASE TIME (at rated voltage)		20 msec maximum	20 msec maximum
LIFE	MECHANICAL	AC: 20,000,000 operations minimum DC: 30,000,000 operations minimum	AC: 20,000,000 operations minimum DC: 30,000,000 operations minimum
	ELECTRICAL	See electrical life curve	See electrical life curve
DIELECTRIC STRENGTH	Between contact and coil	2,500VAC, 1 minute	2,500VAC, 1 minute
	Between poles	2,500VAC, 1 minute	2,000VAC, 1 minute
	Between contacts of the same pole	1,000VAC, 1 minute	1,000VAC, 1 minute
SHOCK RESISTANCE		Operating extremes: 150 m/s ² (15G) Damage limits: 1,000 m/s ² (100G)	Operating extremes: 150 m/s ² (15G) Damage limits: 1,000 m/s ² (100G)
VIBRATION RESISTANCE		Operating extremes: 10 to 55Hz, Amplitude 1.0 mm p-p Damage limits: 10 to 55Hz, Amplitude 1.0 mm p-p	Operating extremes: 10 to 55Hz, Amplitude 1.0 mm p-p Damage limits: 10 to 55Hz, Amplitude 1.0 mm p-p
DEGREE OF PROTECTION		IP40	IP40
OPERATING TEMPERATURE		-55 to +70°C (no freezing)	-55 to +70°C (no freezing)
APPLICABLE SOCKET	(DIN RAIL MOUNT)	SM2S-05	SY4S-05
DIMENSIONS (H x W x D mm)		35.0 x 21.0 x 27.5	35.0 x 21.0 x 27.5
WEIGHT (approx.)		35g	35g
APPROVALS		UL, c-UL, TÜV, CE	UL, c-UL, TÜV, CE
INTERNAL CONNECTION (bottom view)			

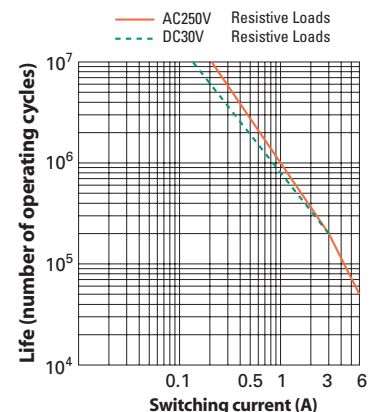


Before operating the manual latching lever, make sure to turn off the power.
Do not use the latching lever as a manual disconnect switch.
Make sure that the manual latching lever is never left at a pulled out position.
Failure to observe this may affect the operation and contact life.

RU2 Electrical Life Curve



RU4 Electrical Life Curve




All Standard Features


Mechanical flag indicator with five easy-to-see windows for greatest visibility

Snap-on marking plate for relay identification — easy to write on or replace

Super bright **non-polarized green LED** for visual verification of voltage applied



Color coded **manual latching levers** for circuit verification — green for DC coil, orange for AC coil



Pictured without manual latching lever



No internal wires
No solder points
No lead

New and improved robotic manufacturing process for precise and reliable construction

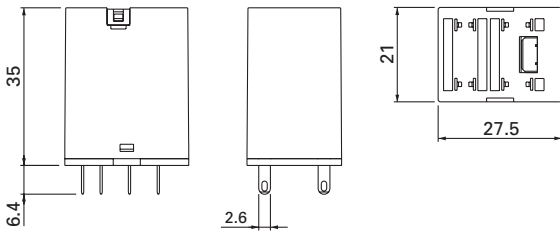
Bottom view



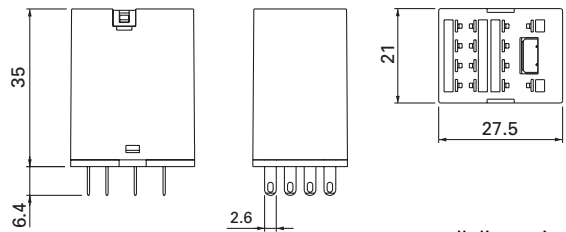
4 pole (RU4)

2 pole (RU2)

RU2 Dimensions



RU4 Dimensions




all dimensions in mm

Applicable Sockets


Part No.
SM2S-05

for RU2 relay

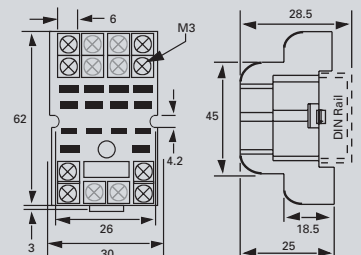


Part No.
SY4S-05

for RU4 relay



Note: Add "C" at end of part number for fingersafe version (SM2S-05C) (SY4S-05C)



There's no comparison!

The RU Relay has all the features you need with all the quality you expect from IDEC. See how other relays measure up.



Non-polarized LED
Solder-free construction
No internal wires
Mechanical flag indicator
Manual latching lever
Snap-on marking plate

IDEC RU	Standard	Standard	Standard	Standard	Standard	Standard
AB 700-HC	Optional	No	No	No	No	No
Aromat HC	Optional	No	No	No	No	No
Finder 55	Optional	No	No	Yes	Yes	No
Omron MY	Optional	No	No	No	No	No
P&B/TYCO KHAU	Optional	No	No	No	No	No
P&B/TYCO PT	Optional	Yes	Yes	Yes	Yes	Yes
Releco/Turck C9	Optional	No	No	Yes	Yes	Yes
Square D 8501-RS	Optional	No	No	No	No	No

ORDERING INFORMATION

RU	S -	
Part No.	Options	Coil Voltage Code
2 = DPDT 4 = 4PDT	(Blank) = Standard (Latching lever & Indicator light C- = No Latching Lever D- = Standard + Diode (24V DC only)	D12 = 12V DC D24 = 24V DC D110 = 110V DC A24 = 24V AC A110 = 110-120V AC A220 = 220-240V AC

IDEC CORPORATION
1175 Elko Drive
Sunnyvale, CA 94089-2209, USA
Tel (408) 747-0550
Toll Free (800) 262-IDEC
Fax (408) 744-9055
Fax (800) 635-6246
E-mail: opencontact@idec.com
www.idec.com

IDEC CANADA LIMITED
Unit 22-151 Brunel Road
Mississauga, Ontario, L4Z 1X3, Canada
Tel (905) 890-8561
Toll Free (888) 317-4332
Fax (905) 890-8562

IDEC AUSTRALIA PTY. LTD.
2/3 Macro Court
Rowville, Victoria 3178, Australia
Toll Free 1-800-68-4332
Fax +61-3-9763-3255
E-mail: sales@au.idec.com

IDEC IZUMI CORPORATION
7-31, Nishi-Miyahara
1-Chome, Yodogawa-ku
Osaka 532-8550, Japan
Tel +81-6-6398-2571
Fax +81-6-6392-9731
www.izumi.com

IDEC EUROPEAN HEADQUARTERS
Unit 2 Beechwood
Chineham Business Park
Basingstoke
Hampshire RG24 8WA, United Kingdom
Tel +44-1256-321000
Fax +44-1256-327755
E-mail: idec@uk.idec.com

IDEC ELEKTROTECHNIK GmbH
Wendenstraße 331
D-20537 Hamburg, Germany
Tel +49-40-251191
Fax +49-40-2543361
E-mail: service@idec.de

IDEC IZUMI (H.K.) CO., LTD.
Room No.1409, Tower 1 Silvercord
30 Canton Road, Tsimshatsui
Kowloon, Hong Kong
Tel +852-2-376-2823
Fax +852-2-376-0790

IDEC IZUMI ASIA PTE. LTD.
No. 31, Tannery Lane #05-01
Dragon Land Building,
Singapore 347788
Tel +65-6746-1155
Fax +65-6844-5995

IDEC TAIWAN CORPORATION
8F-1, No.79, Hsin Tai Wu Road, Sec. 1
Hsi-Chih, Taipei County, Taiwan, (ROC)
Tel +886-2-2698-3929
Fax +886-2-2698-3931
E-mail: idectpe@idectwn.hinet.net

www.idec.com

© 2002 IDEC Corporation. All Rights Reserved.
Catalog No. EP937-1 06/02 20K