

CP Rigid/Intermediate Grade Conduit Fittings

- Bushing Pennies
- Knockout Reducing Washers
- Nailing Straps

- Clamps
- Clampbacks/Spacers
- Straps

Rigid Intermediate
CP

BUSHING PENNIES – STEEL

A penny under a bushing will seal the end of conduit during construction.



Cat. #	Size	Unit Quantity	Standard Package	Weight Lbs. Per 100
90	1/2"	100	1000	1
91	3/4"	100	1000	1
92	1"	100	1000	1
93	1 1/4"	50	500	1
94	1 1/2"	50	500	2
95	2"	50	50	3
96	2 1/2"	50	50	5
97	3"	50	50	7
98	3 1/2"	50	50	10
99	4"	50	50	14

KNOCKOUT REDUCING WASHERS – STEEL



Cat. #	Size	Unit Quantity	Standard Package	Weight Lbs. Per 100
342	3/4"-1/2"	100	2500	1
343	1"-1/2"	100	100	2
344	1"-3/4"	100	100	2
345	1 1/4"-1/2"	100	100	3
346	1 1/4"-3/4"	100	100	2
347	1 1/4"-1"	100	100	2
348	1 1/2"-1/2"	50	50	5
349	1 1/2"-3/4"	50	50	4
350S	1 1/2"-1"	50	50	4
351	1 1/2"-1 1/4"	50	50	3
352	2"-1/2"	50	50	7
353	2"-3/4"	50	50	7
354	2"-1"	50	50	6
355	2"-1 1/4"	50	50	5
356	2"-1 1/2"	50	50	3
360	2 1/2"-1/2"	25	250	7
361	2 1/2"-3/4"	25	250	7
362	2 1/2"-1"	25	250	7
363	2 1/2"-1 1/4"	25	250	7
364	2 1/2"-1 1/2"	25	250	7
365	2 1/2"-2"	25	250	7
366	3"-1"	25	250	14
367	3"-1 1/4"	25	250	14
368	3"-1 1/2"	25	250	14
369	3"-2"	25	250	14
370S	3"-2 1/2"	25	250	14
371	3"-1 1/2"	25	100	25
372	3 1/2"-2"	25	100	25
373	3 1/2"-2 1/2"	25	100	25
374	3 1/2"-3"	25	100	25
375	4"-2"	25	100	35
376	4"-2 1/2"	25	100	35
377	4"-3"	25	100	35
378	4"-3 1/2"	25	100	35

NAILING STRAPS – CAST STEEL

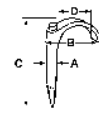
Support rigid conduit and IMC to mounting surface

- Standard material: Cast Steel
- Standard finish: Zinc plated



Cat. #	Conduit Sizes		Unit Quantity	Standard Package	Weight Lbs. Per 100
	EMT	Rigid			
NS-1	1/2"	3/8"	100	1000	2
NS-2	3/4"	1/2"	100	1000	2
NS-3	1"	3/4"	100	1000	3

Nailing Straps Dimensions – Inches



Cat. #	A	B	C	D
NS-1	3/16	1	17/8	3/4
NS-2	3/4	1 1/4	2	15/16
NS-3	3/16	1 1/2	2 1/2	1 1/8

CLAMPS – MALLEABLE IRON

UL File No. E-184283



Cat. #	Size	Unit Quantity	Standard Package	Weight Lbs. Per 100
510	1/2"	50	500	6
511	3/4"	50	250	8
512	1"	50	250	13
513	1 1/4"	25	100	20
514	1 1/2"	20	100	30
515	2"	10	50	64
516*	2 1/2"	5	25	104
517*	3"	2	10	120
518*	3 1/2"	2	10	150
519*	4"	2	10	220
520+	5"	1	5	380
521+	6"	1	5	690

* Also for use with Thinwall (EMT) Conduit
+ Not UL Listed

CLAMPBACKS/SPACERS – MALLEABLE IRON

UL File No. E-184283



Cat. #	Size	Unit Quantity	Standard Package	Weight Lbs. Per 100
CB1	1/2"	25	250	8
CB2	3/4"	25	250	10
CB3	1"	25	100	12
CB4	1 1/4"	25	100	21
CB5	1 1/2"	25	100	42
CB6	2"	10	50	40
CB7	2 1/2"	10	50	49
CB8	3"	10	50	62
CB9	3 1/2"	10	10	91
CB10	4"	10	10	110
CB11+	5"	5	5	135
CB12+	6"	5	5	225

+ Not UL Listed

STRAPS – STEEL GALVANIZED

(Two Hole)

UL File No. E-184283



Cat. #	Size	Unit Quantity	Standard Package	Weight Lbs. Per 100
496-2	3/8"	250	250	2
496-3	1/2"	150	150	2
496-4	3/4"	100	100	3
496-5	1"	50	50	7
496-6	1 1/4"	50	50	8
496-7	1 1/2"	50	50	10
496-8	2"	25	25	15
496-9	2 1/2"	25	25	19
496-10	3"	25	25	23
496-11	3 1/2"	25	25	93
496-12	4"	10	10	108

Rigid/Intermediate Grade Conduit Fittings

- Clamps "Snap-On"
- Clamps
- Cable And Conduit Hangers

- Beam Clamps/Insulator Supports
- Conduit Clamps

CP

CP
Rigid
Intermediate

CLAMPS "SNAP-ON" - STEEL

UL File No. E-184283
(Heavy Gauge)

Application:

- To support rigid conduit and IMC to mounting service



Cat. #	Size	Unit Quantity	Standard Package	Weight Lbs. Per 100
410*	1/2"	100	500	5
411*	3/4"	100	500	6
412*	1"	50	250	11
413*	1 1/4"	50	250	13
414	1 1/2"	25	100	20
415	2"	25	25	22
206	2 1/2"	25	25	64
207	3"	25	25	71
208	3 1/2"	10	10	120
209	4"	10	10	130

* CSA Certified

CLAMPS - STEEL

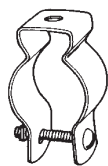
(Light Gauge)



Cat. #	Conduit Size Rigid	Strap Size Inside	Unit Quantity	Standard Package	Weight Lbs. Per 100
566	1/4"	.540	500	500	2
567	3/8"	.675	200	1000	2

CABLE AND CONDUIT HANGERS - STEEL

With Bolts



Cat. #	Conduit Size Rigid	Conduit Size EMT	Unit Quantity	Standard Package	Weight Lbs. Per 100
0B	1/2"	3/8" & 1/2"	100	100	6
1-B	3/4"	3/4"	100	100	6
2-B	1"	1"	100	100	8
2 1/2-B	1 1/4"	—	100	100	10
3-B	1 1/2"	1 1/4"	100	100	11
4-B	—	1 1/2"	100	100	16
5-B	2"	2"	50	50	23
6-B	2 1/2"	2 1/2"	50	50	29
7-B	3"	3"	25	25	31
8-B	3 1/2"	3 1/2"	10	10	38
9-B	4"	4"	10	10	38

BEAM CLAMPS/INSULATOR SUPPORTS - MALLEABLE IRON

UL File No. E-184283

- Standard finish: Zinc Plated



Cat. #	Base Size	Jaw Open	Max. Wt. Support	Tapped Unit Qty.	Std. Pkg.	Wt. Lbs./100	
528*	3/4"	5/8"	230	10 - 24	25	100	14
529*	3/4"	5/8"	230	1/4" - 20	25	100	13
530	1"	3/4"	230	10 - 24	25	100	23
531	1"	3/4"	230	1/4" - 20	25	100	24
532	1 1/2"	3/4"	290	5/16" - 1850	50	47	47
533	2"	7/8"	330	3/8" - 16	25	81	81
534	2 1/2"	7/8"	800	1/2" - 13	25	155	155

* Not UL listed

BEAM CLAMPS/INSULATOR SUPPORTS - STEEL



Cat. #	Base Size	Jaw Opening	Tapped Holes	Unit Qty.	Std. Pkg.	Weight Lbs. Per 100
529-S	3/4"	5/8"	1/4" - 20	50	50	13

CONDUIT CLAMPS

Application:

Right Angle - to attach the conduit run at a 90° angle to a beam or structural member

Right Angle Type - Electrogalvanized - Iron



Cat. #	Trade Size	Load Rating Lbs	Standard Package	Weight Lbs. Per 100
RAC50HD	1/2"	30	50	37
RAC75HD	3/4"	50	50	40
RAC100HD	1"	60	50	42
RAC125HD	1 1/4"	75	25	49
RAC150HD	1 1/2"	80	25	54
RAC200HD	2"	100	25	71
RAC250HD	2 1/2"	125	10	95
RAC300HD	3"	165	10	107
RAC350HD	3 1/2"	200	10	120
RAC400HD	4"	330	10	131

Application:

Parallel Type - to attach the conduit run parallel to a beam or structural member

Parallel Type - Electrogalvanized - Iron



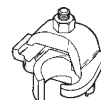
Cat. #	Trade Size	Load Rating Lbs	Standard Package	Weight Lbs. Per 100
PARC50HD	1/2"	30	50	50
PARC75HD	3/4"	50	50	53
PARC100HD	1"	60	50	60
PARC125HD	1 1/4"	75	25	70
PARC150HD	1 1/2"	80	25	82
PARC200HD	2"	100	25	132
PARC250HD	2 1/2"	125	25	192
PARC300HD	3"	165	10	194
PARC350HD	3 1/2"	200	10	216
PARC400HD	4"	330	10	232

CONDUIT CLAMPS

Applications:

Edge Type - to attach the conduit run at a 90° angle to a thin beam or structural member.

Edge Type - Electrogalvanized - Iron



Cat. #	Trade Size	Standard Package	Weight Lbs. Per 100
ETC50HD	1/2"	50	63
ETC75HD	3/4"	50	69
ETC100HD	1"	50	82
ETC125HD	1 1/4"	25	95
ETC150HD	1 1/2"	25	108
ETC200HD	2"	25	121
ETC250HD	2 1/2"	25	153
ETC300HD	3"	10	214

Conduit Beam Clamp - J Type - Iron

UL File No. E-184283



Cat. #	Size	Max Weight Support	Unit Qty.	Std. Pkg.	Weight Lbs. Per 100
JCC1	1/2"	150	25	25	35
JCC2	3/4"	150	25	25	43
JCC34	1" & 1 1/4"	225	10	10	90
JCC56	1 1/2" & 2"	300	5	5	190
JCC78	2 1/2" & 3"	500	2	2	380
JCC910	3 1/2" & 4"	700	2	2	575