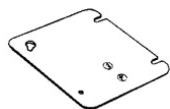


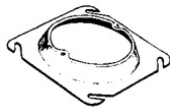
Steel Square Covers



4 1/16" SQUARES COVERS – CUBIC INCH CAPACITY (SEE BELOW)



TP568



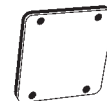
TP569, TP570, TP571,
TP573, TP575



TP574, – TP582,
TP529, TP531



TP584, TP586, TP589,
TP593, TP541, TP543



TP851*



TP852*

Cat. #	Description	Std. Unit Pkg.	Wt. Lbs. Per 100	Capacity Cu. In.
TP568†	Flat Blank	25	40	—
TP569	1/2" Raised, With Ears 2 3/4"	25	36	3.3
TP570	Raised 5/8", With Ears 2 3/4"	25	38	3.8
TP571	3/4" Raised, With Ears 2 3/4"	25	40	5.0
TP572†	Flat, With 1/2" KO	25	40	—
TP573	1" Raised, With Ears 2 3/4"	25	44	7.0
TP575	1 1/4" Raised, With Ears 2 3/4"	25	48	9.0
Air Plenum				
TP851*	Flat Blank Gasketed Captive Screws	50	42	—
TP852	Flat Ring Double Gasketed	25	20	—
ONE DEVICE				
TP574	1/4" Raised	25	32	1.8
TP576	1/2" Raised	25	36	3.3
TP578	3/4" Raised	25	42	5.0
TP579	5/8" Raised	25	39	4.3
TP580	1" Raised	25	46	6.8
TP582	1 1/4" Raised	25	52	8.8
TP529	1 1/2" Raised	25	64	11.3
TP531	2" Raised	25	76	15.0
TWO DEVICE				
TP590	Flat	25	21	—
TP583	1/4" Raised	25	26	3.0
TP584	1/2" Raised	25	30	6.0
TP587	5/8" Raised	25	32	8.0
TP586	3/4" Raised	25	34	8.8
TP589	1" Raised	25	38	11.7
TP593	1 1/4" Raised	25	42	14.0
TP541	1 1/2" Raised	25	63	18.8
TP543	2" Raised	25	79	24.5

*For Air Plenum (No Mounting Holes)
†CSA Certified

Steel Boxes