Single-phase kVA capacity of encapsulated Buck-Boost autotransformers

Maximum load capabilities

Low Voltage (LV)	High Voltage (HV)	Catalog Number	Load Required	01 .100 kVA	11 .150 kVA	21 .250 kVA	31 .500 kVA	41 .750 kVA	51 1.0 kVA	61 1.5 kVA	71 2.0 kVA	81 3.0 kVA	91 5.0 kVA	Wiring Diagram
Enclosure Figures				Use Figure 2							Use Figure 3			
95	120	416-12XX	kVA	.37	.56	.94	1.8	2.8	3.7	5.6	7.5	11.2	18.8	2
			AMPS	3.95	5.93	9.89	19.7	29.6	39.5	59.3	79.1	118	197	
100	120	416-11XX	kVA	.50	.75	1.25	2.50	3.7	5.0	7.5	10.0	15.0	25.0	2
			AMPS	5.0	7.5	12.5	25.0	37.0	50.0	75.0	100	150	250	
106	120	416-12XX	kVA	.75	1.12	1.87	3.7	5.6	7.5	11.2	15.0	22.5	37.0	1
			AMPS	7.07	10.5	17.6	34.9	52.8	70.7	105	141	212	349	
109	120	416-11XX	kVA	1.00	1.50	2.50	5.0	7.5	10.0	15.0	20.0	30.0	50.0	1
			AMPS	9.17	13.7	22.9	45.8	68.8	91.7	137	183	275	458	
120	132	416-11XX	kVA	1.10	1.65	2.75	5.5	8.2	11.0	16.5	22.0	33.0	55.0	1
			AMPS	9.17	13.7	22.9	45.8	68.6	91.7	137	183	275	458	
120	136	416-12XX	kVA	.85	1.27	2.12	4.2	6.3	8.5	12.7	17.0	25.5	42.0	1
			AMPS	7.08	10.5	17.6	35.0	52.5	70.8	105	141	212	350	
120	144	416-11XX	kVA	.60	.90	1.50	3.0	4.5	6.0	9.0	12.0	18.0	30.0	2
			AMPS	5.0	7.5	12.5	25.0	37.5	50.0	75.0	100	150	250	
120	152	416-12XX	kVA	.47	.71	1.18	2.3	3.5	4.7	7.1	9.5	14.2	23.0	2
			AMPS	3.91	5.91	9.83	19.1	29.1	39.1	59.1	79.1	118	191	
200	240	416-14XX	kVA	.50	.75	1.25	2.5	3.7	5.0	7.5	10.0	15.0	25.0	2
			AMPS	2.50	3.75	6.25	12.5	18.7	25.0	37.5	50.0	75.0	125	
208	236	416-12XX	kVA	.7	1.10	1.84	3.6	5.5	7.3	11.0	14.7	22.1	36.8	4
			AMPS	3.53	5.28	8.82	17.4	26.4	35.3	52.8	70.7	106	174	
212	240	416-12XX	kVA	.75	1.12	1.87	3.7	5.6	7.5	11.2	15.0	22.5	37	4
			AMPS	3.53	5.28	8.82	17.4	26.4	35.3	52.8	70.7	106	174	
208	230	416-11XX	kVA	.95	1.4	2.3	4.7	7.1	9.5	14.3	19.0	28.6	47.6	4
			AMPS	4.58	6.88	11.4	22.9	34.4	45.8	68.8	91.7	137	229	
218	240	416-11XX	kVA	1.00	1.5	2.5	5.0	7.5	10.0	15.0	20.0	30.0	50.0	4
			AMPS	4.58	6.88	11.4	22.9	34.4	45.8	68.8	91.7	137	229	
225	240	416-12XX	kVA	1.5	2.25	3.75	7.5	11.2	15.0	22.5	30.0	45.0	75.0	3
			AMPS	6.66	10.0	16.6	33.3	49.7	66.6	100	133	200	333	
230	276	416-14XX	kVA	.57	.86	1.43	2.8	4.3	5.7	8.6	11.5	17.2	28.7	2
			AMPS	2.50	3.75	6.25	12.5	18.7	25.0	37.5	45.0	75.0	124	
240	252	416-11XX	kVA	2.1	3.15	5.25	10.5	15.7	21.0	31.5	42.0	63.0	105	3
			AMPS	8.75	13.1	21.8	43.7	65.4	87.5	131	175	262	437	
240	264	416-11XX	kVA	1.1	1.65	2.75	5.5	8.2	11.0	16.5	22.0	33.0	55.0	4
			AMPS	4.58	6.87	11.4	22.9	34.1	45.8	68.7	91.6	137	229	
240	272	416-12XX	kVA	.85	1.27	2.12	4.2	6.3	8.5	12.7	17.0	25.5	42.0	4
			AMPS	3.54	5.29	8.83	17.5	26.2	35.4	52.9	70.8	106	175	
240	288	416-14XX	kVA	.60	.90	1.50	3.0	4.5	6.0	9.0	12.0	18.0	30.0	2
			AMPS	2.5	3.75	6.25	12.5	18.7	25.0	37.5	50.0	75.0	125	
437	480	416-14XX	kVA	1.00	1.50	2.50	5.0	7.5	10.0	15.0	20.0	30.0	50.0	4
			AMPS	2.28	3.43	5.72	11.4	17.1	22.8	34.3	45.7	68.6	114	
457	480	416-14XX	kVA	2.0	3.0	5.0	10.0	15.0	20.0	30.0	40.0	60.0	100	3
			AMPS	4.37	6.56	10.9	21.8	32.8	43.7	65.6	87.5	131	218	
480	504	416-14XX	kVA	2.1	3.15	5.25	10.5	15.7	21.0	31.5	42.0	63.0	105	3
			AMPS	4.37	6.56	10.9	21.8	32.8	43.7	65.6	87.5	131	218	
480	528	416-14XX	kVA	1.1	1.65	2.75	5.5	8.2	11.0	16.5	22.0	33.0	55.0	4
			AMPS	2.29	3.43	5.72	11.4	17.0	22.9	34.3	45.8	68.7	114	

Wiring Diagram 1

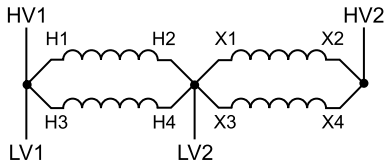

Wiring Diagram 2

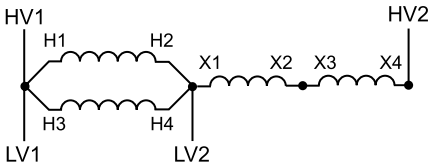

Wiring Diagram 3

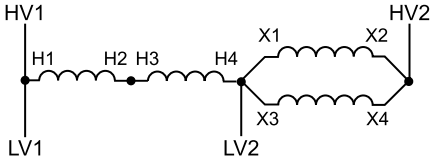

Wiring Diagram 4

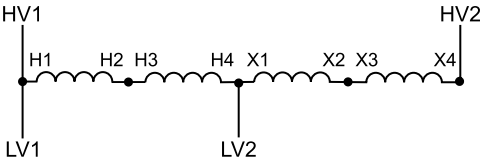

Three-phase kVA capacity of encapsulated Buck-Boost autotransformers connected in open-delta

Maximum load capabilities requiring two Buck-Boost Transformers

Low Voltage (LV)	High Voltage (HV)	Catalog Number	Load Required	01 .100 kVA	11 .150 kVA	21 .250 kVA	31 .500 kVA	41 .750 kVA	51 1.0 kVA	61 1.5 kVA	71 2.0 kVA	81 3.0 kVA	91 5.0 kVA	Wiring Diagram
Enclosure Figures				Use Figure 2							Use Figure 3			
200	240	416-14XX	kVA	.86	1.29	2.1	4.3	6.4	8.6	12.9	17.2	25.0	43.0	10
			AMPS	2.1	3.1	5.1	10.3	15.4	20.7	31.0	41.4	60.1	103.4	
208	236	416-12XX	kVA	1.27	1.91	3.1	6.3	9.5	12.7	19.1	225.5	38.2	63.7	12
			AMPS	3.1	4.7	7.6	15.4	23.2	31.1	46.7	62.4	93.4	155.8	
212	240	416-12XX	kVA	1.29	1.94	3.2	6.4	9.7	12.9	19.4	25.8	38.0	64.0	12
			AMPS	3.1	4.7	7.7	15.4	23.3	31.0	46.7	62.1	91.4	154.0	
208	230	416-11XX	kVA	1.65	2.47	4.1	8.2	12.3	16.5	24.7	33.0	29.5	82.5	12
			AMPS	4.1	6.2	10.3	20.6	30.9	41.4	62.0	82.8	124.3	207.1	
218	240	416-11XX	kVA	1.73	2.59	4.3	8.6	12.9	17.3	25.9	34.6	51.0	86.0	12
			AMPS	4.2	6.2	10.3	20.7	31.0	41.6	62.3	83.2	122.7	206.9	
225	240	416-12XX	kVA	2.59	3.89	6.4	12.9	19.4	25.9	38.9	51.9	77.0	129	11
			AMPS	6.2	9.4	15.4	31.0	46.7	62.3	93.6	124.8	185.2	310.3	
229	240	416-11XX	kVA	3.46	5.18	8.6	17.3	25.9	34.6	51.8	69.2	103	173	11
			AMPS	8.3	12.5	20.7	41.6	62.3	83.2	124.6	166.5	247.8	416.2	
230	253	416-14XX	kVA	1.81	2.72	4.5	9.0	13.6	18.1	27.2	36.3	54.0	90.0	9
			AMPS	4.1	6.2	10.3	20.5	31.0	41.3	62.1	82.8	123.2	205.4	
230	276	416-14XX	kVA	0.99	1.49	2.4	4.9	7.4	9.9	14.9	19.9	29.0	49.0	10
			AMPS	2.1	3.1	5.0	10.2	15.5	20.7	31.2	41.6	60.7	102.5	
240	252	416-11XX	kVA	3.64	5.47	9.1	18.2	27.2	36.4	54.7	72.8	109	182	11
			AMPS	8.3	12.5	20.8	41.7	62.3	83.4	125.3	166.8	249.7	417.0	
2240	264	416-11XX	kVA	1.9	2.86	4.7	9.5	14.2	19.0	28.6	38.1	57.0	95.0	12
			AMPS	4.2	6.3	10.3	20.8	31.1	41.6	62.5	83.3	124.7	207.8	
240	272	416-12XX	kVA	1.47	2.2	3.6	7.3	11.0	14.7	22.0	29.4	44.1	73.6	12
			AMPS	3.1	4.7	7.6	15.5	23.3	31.2	46.7	62.4	93.6	156.2	
240	288	416-14XX	kVA	1.03	1.55	2.5	5.1	7.7	10.3	15.5	20.7	31.0	51.0	10
			AMPS	2.1	3.1	5.0	10.2	15.4	20.6	31.1	41.5	62.3	102.2	
437	480	416-14XX	kVA	1.73	2.59	4.3	8.6	12.9	17.3	25.9	34.6	51.0	86.0	12
			AMPS	2.1	3.1	5.2	10.3	15.5	20.8	31.2	41.6	61.3	103.4	
457	480	416-14XX	kVA	3.46	5.18	8.6	17.3	25.9	34.6	51.8	69.2	103	173	11
			AMPS	4.2	6.2	10.3	20.8	31.2	41.6	62.3	83.2	123.9	208.1	
480	504	416-14XX	kVA	3.64	5.47	9.1	18.2	27.2	36.4	54.7	72.8	109	183	11
			AMPS	4.2	6.3	10.4	20.8	31.2	41.7	62.7	83.4	124.9	209.6	
480	528	416-14XX	kVA	1.9	2.86	4.7	9.5	14.2	19.0	28.6	38.1	57.0	95.0	12
			AMPS	2.1	3.1	5.1	10.4	15.5	20.8	31.3	41.7	62.3	103.9	

Wiring Diagram 9

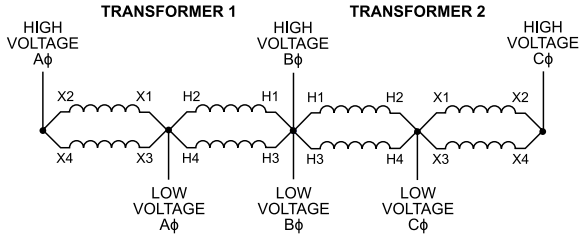

Wiring Diagram 10

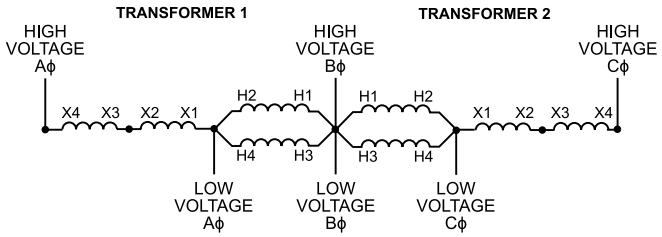

Wiring Diagram 11

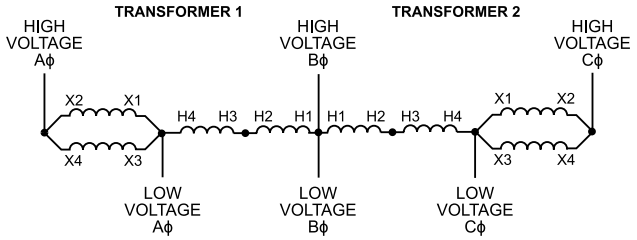

Wiring Diagram 12

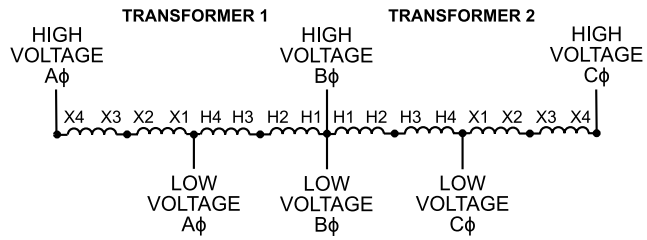

Three-phase kVA capacity of encapsulated Buck-Boost autotransformers connected in Wye

Maximum load capabilities requiring three Buck-Boost Transformers

Low Voltage (LV)	High Voltage (HV)	Catalog Number	Load Required	01 .100 kVA	11 .150 kVA	21 .250 kVA	31 .500 kVA	41 .750 kVA	51 1.0 kVA	61 1.5 kVA	71 2.0 kVA	81 3.0 kVA	91 5.0 kVA	Wiring Diagram
Enclosure Figures				Use Figure 2							Use Figure 3			
164	208	416-12XX	kVA	1.1	1.7	2.8	5.6	8.4	11.2	16.8	22.0	34.0	56.0	6
			AMPS	3.89	5.89	9.79	18.9	29.4	38.9	58.9	78.9	117	197	
173	208	416-11XX	kVA	1.5	2.2	3.7	7.5	11.2	15.0	22.5	30.0	45.5	75.0	6
			AMPS	5.0	7.5	12.5	25.0	37.0	50.0	75.0	100	150	250	
183	208	416-12XX	kVA	2.2	3.3	5.6	11.2	16.8	22.5	33.7	45.0	67.0	112	5
			AMPS	7.07	10.5	17.6	34.9	52.8	70.7	105	141	212	354	
189	208	416-11XX	kVA	3.0	4.5	7.5	15.0	22.5	30.0	45.0	60.0	90.0	150	5
			AMPS	9.17	13.7	22.9	45.8	68.8	91.7	137	183	275	458	
208	229	416-11XX	kVA	3.3	4.9	8.2	16.5	24.7	33.0	49.5	66.0	99.0	165	5
			AMPS	9.17	13.7	22.9	45.8	68.8	91.7	137	183	275	458	
208	235	416-12XX	kVA	2.5	3.8	6.3	12.7	19.1	25.5	38.2	51.0	76.5	127	5
			AMPS	7.08	10.5	17.6	35.0	52.5	70.8	105	141	212	350	
208	249	416-11XX	kVA	1.8	2.7	4.5	9.0	13.5	18.0	27.0	36.0	54.0	90.0	6
			AMPS	5.0	7.5	12.5	25.0	37.5	50.0	75.0	100	150	250	
208	263	416-12XX	kVA	1.4	2.1	3.5	7.1	10.6	14.2	21.4	28.0	42.0	71.0	6
			AMPS	3.91	5.91	9.83	19.1	29.1	39.1	59.1	79.1	118	191	
346	416	416-14XX	kVA	1.5	2.2	3.7	7.5	11.2	15.0	22.5	30.0	45.0	75.0	6
			AMPS	2.5	3.75	6.25	12.5	18.5	25.0	37.5	50.0	75.0	125	
367	416	416-12XX	kVA	2.2	3.3	5.6	11.2	16.8	22.5	33.7	45.0	67.0	112	8
			AMPS	3.53	5.28	8.82	17.4	26.4	35.3	52.8	70.7	106	174	
378	416	416-12XX	kVA	3.0	4.5	7.5	15.0	22.5	30.0	45.0	60.0	90.0	150	8
			AMPS	4.58	6.88	11.4	22.9	34.4	45.8	68.8	91.7	137	229	
390	416	416-11XX	kVA	4.5	6.7	11.2	22.5	33.7	45.0	67.5	90.0	135	225	7
			AMPS	6.66	10.0	16.6	33.3	49.7	66.6	100	133	200	333	
397	416	416-11XX	kVA	6.0	9.0	15.0	30.0	45.0	60.0	90.0	120	180	300	7
			AMPS	8.73	13.1	21.8	43.6	65.5	87.3	131	174	262	436	
398	438	416-12XX	kVA	3.1	4.7	7.8	15.7	23.6	31.5	47.2	63.0	94.0	157	5
			AMPS	4.56	6.82	11.3	22.6	33.9	45.6	68.2	91.3	136	229	
398	478	416-14XX	kVA	1.7	2.5	4.3	8.6	12.9	17.2	25.9	34.0	51.0	86.0	6
			AMPS	2.50	3.75	6.25	12.5	18.7	25.0	37.5	50.0	75.0	125	
416	437	416-11XX	kVA	6.3	9.4	15.7	31.5	47.2	63.0	94.5	126	189	315	7
			AMPS	8.75	13.1	21.8	43.7	65.4	87.5	131	175	262	437	
416	443	416-11XX	kVA	4.8	7.2	12.0	24.0	36.0	48.0	72.0	96.0	144	240	7
			AMPS	6.66	10.0	16.6	33.3	50.0	66.6	100	133	200	333	
416	457	416-12XX	kVA	3.3	4.9	8.2	16.5	24.7	33.0	49.5	66.0	99.0	165	8
			AMPS	4.58	6.87	11.4	22.9	34.1	45.8	68.7	91.6	137	229	
416	471	416-14XX	kVA	2.5	3.8	6.3	12.7	19.1	25.5	38.2	51.0	76.5	127	8
			AMPS	3.54	5.29	8.83	17.5	26.2	35.4	52.9	70.8	106	175	
416	498	416-14XX	kVA	1.8	2.7	4.5	9.0	13.5	18.0	27.0	36.0	54.0	90.0	6
			AMPS	2.5	3.75	6.25	12.5	18.7	25.0	37.5	50.0	75.0	125	

Wiring Diagram 5

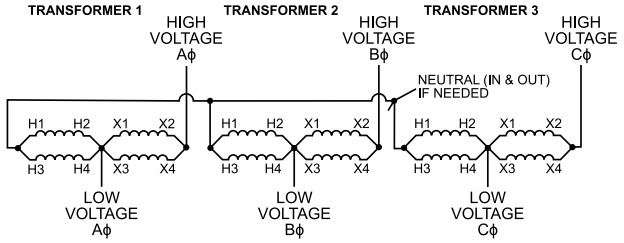

Wiring Diagram 6

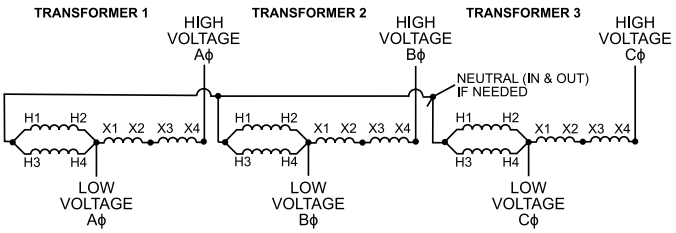

Wiring Diagram 7

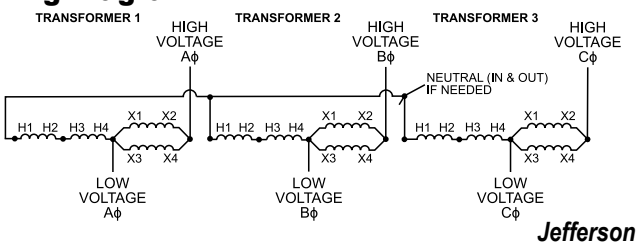
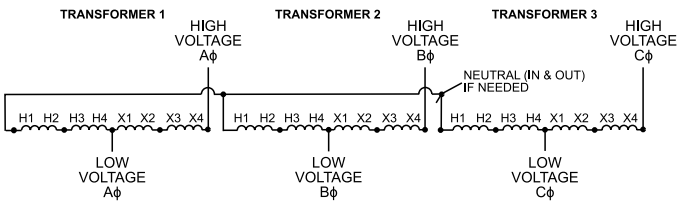
Wiring Diagram 8