



## UNIONS



- GUF/GUM/UNF/UNY 1/2", 3/4", & 1" Class I, Div. 1 & 2, Groups A,B,C,D Class I, Zone 1, IIC, IIB, IIA Class I, Zone 1, Groups IIC, IIB, IIA Class II, Div. 1 & 2, Groups E,F,G Class III
- GUF/GUM/UNF/UNY 1-1/4" through 4" Class I, Div. 1 & 2, Groups C,D Class I, Zone 1, IIB, IIA Class I, Zone 1, Groups IIC, IIB, IIA Class II, Div. 1 & 2, Groups E,F,G Class III

UL LISTED File No. E 10514

SP Certified File No. LR11716

Female to Female

Male to Female

90° Elbow Union

### FEATURES-SPECIFICATIONS

#### Applications

- GUF/GUM or UNF/UNY unions are used to connect two pieces of conduit or attach conduit to junction boxes, fittings, or devices
- Permits removal of equipment without turning or removal of conduit

#### Features

- Threaded for rigid conduit or IMC
- Tapered threads (NPT)
- Strong and durable construction

#### Material/Finish

**Copper-free Aluminum**  
(less than 4/10 of 1%)

- Natural Finish
- 1/2" - 2" screw machine
- 2-1/2" - 4" cast

**Iron** – 1-1/4" - 4"

**Steel** – 1/2", 3/4", 1"

- Zinc electro-plate

#### Third-Party Standards

UL Standards 886 and 1203  
CSA Standard C22.2 No. 30

For ATEX and IEC Ex certified Unions, see following page.

FEMALE TO FEMALE							
CAT. NO. KILLARK ALUM.	HUB SIZE	DIMENSIONS		CAT. NO. STEEL/ IRON	HUB SIZE	DIMENSIONS	
		A DIAMETER	B LENGTH			A DIAMETER	B LENGTH
GUF-1⊕	1/2"	1-7/16"(37)	1-7/8"(48)	UNF1⊕	1/2"	1-1/2"(37)	1-55/64"(47)
GUF-2⊕	3/4"	1-5/8"(41)	1-15/16"(49)	UNF2⊕	3/4"	1-3/4"(45)	1-59/64"(49)
GUF-3⊕	1"	2"(51)	2-29/64"(62)	UNF3⊕	1"	2"(51)	2-7/16"(62)
GUF-4	1-1/4"	2-3/8"(60)	2-1/2"(63)	UNF4	1-1/4"	2-27/32"(72)	2-1/4"(57)
GUF-5	1-1/2"	2-5/8"(67)	2-1/2"(63)	UNF5	1-1/2"	3-3/32"(79)	2-7/16"(62)
GUF-6	2"	3-1/4"(82)	2-5/8"(67)	UNF6	2"	3-3/4"(95)	2-5/8"(67)
GUF-7	2-1/2"	4-1/2"(114)	3"(76)	UNF7	2-1/2"	4-1/2"(114)	3"(76)
GUF-8	3"	5-3/8"(136)	3-1/16"(78)	UNF8	3"	5-3/8"(136)	3-1/16"(78)
GUF-9	3-1/2"	6-1/4"(159)	3-9/16"(90)	UNF9	3-1/2"	6-1/4"(159)	3-9/16"(90)
GUF-0	4"	6-1/4"(159)	3-9/16"(90)	UNF0	4"	6-1/4"(159)	3-9/16"(90)

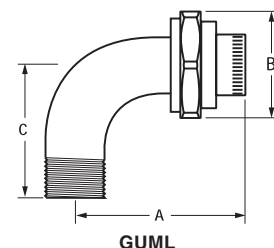
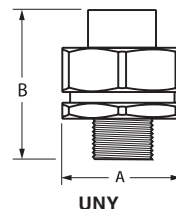
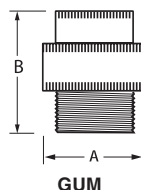
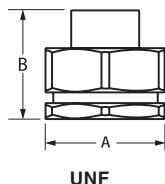
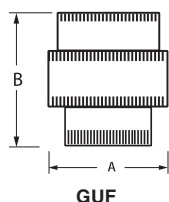
MALE TO FEMALE							
CAT. NO. KILLARK ALUM.	HUB SIZE	DIMENSIONS		CAT. NO. STEEL/ IRON	HUB SIZE	DIMENSIONS	
		A DIAMETER	B LENGTH			A DIAMETER	B LENGTH
GUM-1⊕	1/2"	1-7/16"(37)	2-1/2"(64)	UNY1⊕	1/2"	1-1/2"(37)	2-9/16"(65)
GUM-2⊕	3/4"	1-5/8"(41)	2-9/16"(65)	UNY2⊕	3/4"	1-3/4"(45)	2-5/8"(67)
GUM-3⊕	1"	2"(51)	3-3/64"(77)	UNY3⊕	1"	2-1/32"(52)	3-5/64"(78)
GUM-4	1-1/4"	2-3/8"(60)	3-1/4"(83)	UNY4	1-1/4"	2-15/16"(75)	3-1/4"(83)
GUM-5	1-1/2"	2-5/8"(67)	3-1/4"(83)	UNY5	1-1/2"	3-3/16"(81)	3-1/2"(89)
GUM-6	2"	3-1/4"(82)	3-5/8"(92)	UNY6	2"	3-3/4"(95)	4"(102)
GUM-7	2-1/2"	4-1/2"(114)	4-15/16"(125)	UNY7	2-1/2"	4-1/2"(114)	4-15/16"(125)
GUM-8	3"	5-3/8"(136)	5-7/32"(133)	UNY8	3"	5-3/8"(133)	5-7/32"(133)
GUM-9	3-1/2"	6-1/4"(159)	5-13/16"(148)	UNY9	3-1/2"	6-1/4"(159)	5-13/16"(148)
GUM-0	4"	6-1/4"(159)	5-13/16"(148)	UNY0	4"	6-1/4"(159)	5-13/16"(148)

90° ANGLE UNION									
CAT. NO. KILLARK ALUM.	HUB SIZE	DIMENSIONS			CAT. NO. STEEL/ IRON	HUB SIZE	DIMENSIONS		
		A DIA.	B LENGTH	C			A DIA.	B LENGTH	C
GUML-1	1/2"	2-1/2" (64)	1-7/16" (37)	1-3/4" (44)	GUML-1M	1/2"	2-1/4" (32)	1-1/2" (38)	1-5/8" (42)
GUML-2	3/4"	2" (51)	1-5/8" (42)	1-5/8" (42)	GUML-2M	3/4"	2-1/4" (32)	1-3/4" (44)	2" (51)


⊕ UL & CSA suitable for Class I, Groups A, B, C, D.

#### Dimensions





## UNIONS - ATEX/IEC Ex CERTIFIED



GUF-2 GUF-8



GUM-2



GUML-2



UNF2



UNY4



UNY2



GUML-2M

Female to Female

Male to Female

90° Elbow Union

Global Listings

ATEX / IEC Ex Certified

File nos. ITS09ATEX16417U

IECEXITS09.0024U

Ex II2G

Ex d IIC



UL LISTED File No. E 10514

SP Certified File No. LR11716

See previous page for UL and CSA suitability

### FEATURES-SPECIFICATIONS

#### Applications

- GUF/GUM or UNF/UNY unions are used to connect two pieces of conduit or attach conduit to junction boxes, fittings, or devices
- Permits removal of equipment without turning or removal of conduit

#### Features

- Threaded for rigid conduit or IMC
- Tapered threads (NPT)
- Strong and durable construction

#### Material/Finish

**Copper-free Aluminum**  
(less than 4/10 of 1%)

- Natural Finish
- 1/2" - 2" screw machine
- 2-1/2" - 4" cast

**Iron** - 1-1/4" - 4"

**Steel** - 1/2", 3/4", 1"

- Zinc electro-plate

#### Third-Party Standards

UL Standards 886 and 1203  
CSA Standard C22.2 No. 30

For NON-ATEX and IEC Ex certified Unions, see previous page.

#### FEMALE TO FEMALE - QUAD LISTED

CAT. NO. KILLARK ALUM.	HUB SIZE	DIMENSIONS		CAT. NO. STEEL/IRON	HUB SIZE	DIMENSIONS	
		A DIAMETER	B LENGTH			A DIAMETER	B LENGTH
GUF-1-EX	1/2"	1-7/16"(37)	1-7/8"(48)	UNF1-EX	1/2"	1-1/2"(37)	1-55/64"(47)
GUF-2-EX	3/4"	1-5/8"(41)	1-15/16"(49)	UNF2-EX	3/4"	1-3/4"(45)	1-59/64"(49)
GUF-3-EX	1"	2"(51)	2-29/64"(62)	UNF3-EX	1"	2"(51)	2-7/16"(62)
GUF-4-EX	1-1/4"	2-3/8"(60)	2-1/2"(63)	UNF4-EX	1-1/4"	2-27/32"(72)	2-1/4"(57)
GUF-5-EX	1-1/2"	2-5/8"(67)	2-1/2"(63)	UNF5-EX	1-1/2"	3-3/32"(79)	2-7/16"(62)
GUF-6-EX	2"	3-1/4"(82)	2-5/8"(67)	UNF6-EX	2"	3-3/4"(95)	2-5/8"(67)
GUF-7-EX	2-1/2"	4-1/2"(114)	3"(76)	UNF7-EX	2-1/2"	4-1/2"(114)	3"(76)
GUF-8-EX	3"	5-3/8"(136)	3-1/16"(78)	UNF8-EX	3"	5-3/8"(136)	3-1/16"(78)
GUF-9-EX	3-1/2"	6-1/4"(159)	3-9/16"(90)	UNF9-EX	3-1/2"	6-1/4"(159)	3-9/16"(90)
GUF-0-EX	4"	6-1/4"(159)	3-9/16"(90)	UNF0-EX	4"	6-1/4"(159)	3-9/16"(90)

#### MALE TO FEMALE - QUAD LISTED

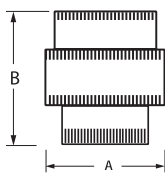
GUM-1-EX	1/2"	1-7/16"(37)	2-1/2"(64)	UNY1-EX	1/2"	1-1/2"(37)	2-9/16"(65)
GUM-2-EX	3/4"	1-5/8"(41)	2-9/16"(65)	UNY2-EX	3/4"	1-3/4"(45)	2-5/8"(67)
GUM-3-EX	1"	2"(51)	3-3/64"(77)	UNY3-EX	1"	2-1/32"(52)	3-5/64"(78)
GUM-4-EX	1-1/4"	2-3/8"(60)	3-1/4"(83)	UNY4-EX	1-1/4"	2-15/16"(75)	3-1/4"(83)
GUM-5-EX	1-1/2"	2-5/8"(67)	3-1/4"(83)	UNY5-EX	1-1/2"	3-3/16"(81)	3-1/2"(89)
GUM-6-EX	2"	3-1/4"(82)	3-5/8"(92)	UNY6-EX	2"	3-3/4"(95)	4"(102)
GUM-7-EX	2-1/2"	4-1/2"(114)	4-15/16"(125)	UNY7-EX	2-1/2"	4-1/2"(114)	4-15/16"(125)
GUM-8-EX	3"	5-3/8"(136)	5-7/32"(133)	UNY8-EX	3"	5-3/8"(133)	5-7/32"(133)
GUM-9-EX	3-1/2"	6-1/4"(159)	5-13/16"(148)	UNY9-EX	3-1/2"	6-1/4"(159)	5-13/16"(148)
GUM-0-EX	4"	6-1/4"(159)	5-13/16"(148)	UNY0-EX	4"	6-1/4"(159)	5-13/16"(148)

#### 90° ANGLE UNION - QUAD LISTED

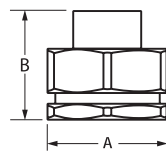
CAT. NO. KILLARK ALUM.	HUB SIZE	DIMENSIONS			CAT. NO. STEEL/IRON	HUB SIZE	DIMENSIONS		
		A DIA.	B LENGTH	C			A DIA.	B LENGTH	C
GUML-1-EX	1/2"	2-1/2" (64)	1-7/16" (37)	1-3/4" (44)	GUML-1M-EX	1/2"	2-1/4" (32)	1-1/2" (38)	1-5/8" (42)
GUML-2-EX	3/4"	2" (51)	1-5/8" (42)	1-5/8" (42)	GUML-2M-EX	3/4"	2-1/4" (32)	1-3/4" (44)	2" (51)

UL & CSA suitable for Class I, Groups A, B, C, D.

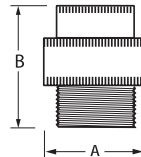
#### Dimensions



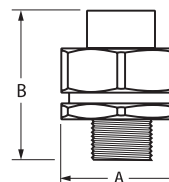
GUF



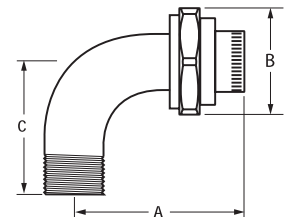
UNF



GUM



UNY



GUML