FOUR-POLE CONTACTORS IN AC

BG09 T4 A - BGF09 T4 A - BGP09 T4 A
BF09 T4 A - BF38 T4 A
BF50 40 - BF65 40 - BF80 40 - BFD80 40
B115 4 - B630 1000 4 ❶

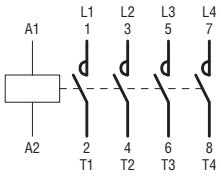

B1250 4 - B1600 4 ❶

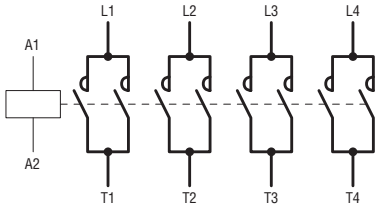

❶ The input electronic circuit of the contactor coil is designed and tested according to IEEC 62.41 standards and can withstand a 10kV impulse voltage (1.2/50µs) with 50 Joule energy.
The use of an auxiliary reduced voltage transformer is recommended for higher values.

FOUR-POLE CONTACTORS IN DC

BG09 T4 D - BGF09 T4 D - BGP09 T4 D

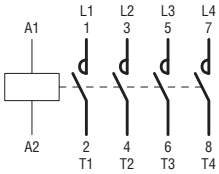

BF09 T4 D - BF38 T4 D
BF09 T4 L - BF38 T4 L

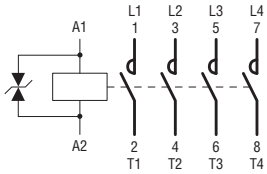

BF65C 40 - BF80C 40 - BFD80C 40

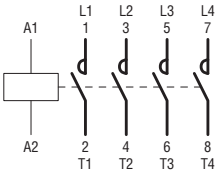

FOUR-POLE CONTACTORS IN AC WITH 2NO+2NC MAIN POLES

BG09 T2 A

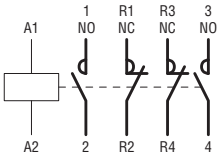

BF09 T2 A - BF18 T2 A - BF26 T2 A - BF38 T2 A

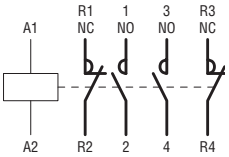

WITH 4NC MAIN POLES

BF18 T0 A - BF26 T0 A

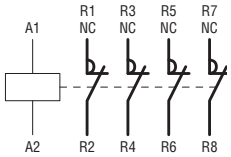

FOUR-POLE CONTACTORS IN DC WITH 2NO+2NC MAIN POLES

BG09 T2 D

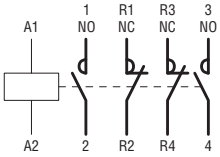

BF18 T2 D - BF26 T2 D - BF38 T2 D
BF18 T2 L - BF26 T2 L - BF38 T2 L

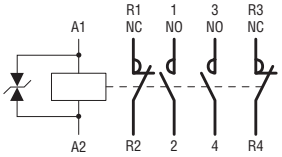

WITH 4NC MAIN POLES

BF18 T0 D - BF26 T0 D
BF18 T0 L

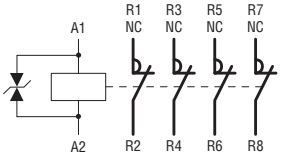

CONTROL RELAYS IN AC

BG00 40 A - BGF00 40 A
BF00 40 A

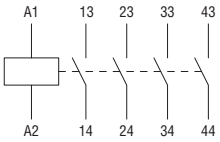

BG00 31 A - BGF00 31 A
BF00 31 A

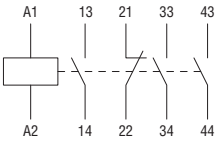

BG00 22 A - BGF00 22 A
BF00 22 A

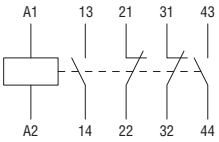

BF00 04 A

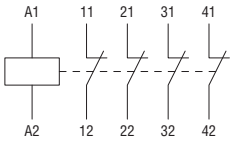

CONTROL RELAYS IN DC

BG00 40 D - BGF00 40 D
BG00 40 L - BGF00 40 L

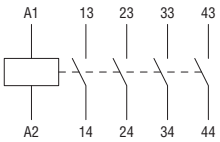

BG00 31 D - BGF00 31 D
BG00 31 L - BGF00 31 L

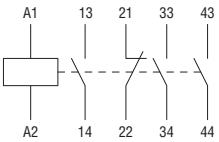

BG00 22 D - BGF00 22 D
BG00 22 L - BGF00 22 L

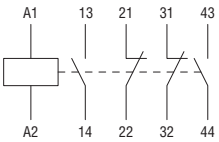

BF00 40 D
BF00 40 L

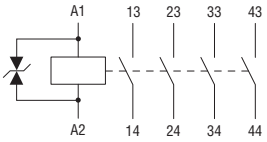

BF00 31 D
BF00 31 L

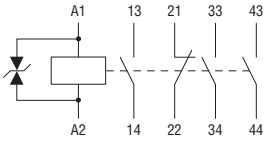

BF00 22 D
BF00 22 L

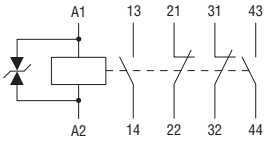
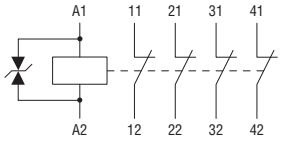
BF00 04 D
BF00 04 L