


PN Standard Duty Plug and Receptacle


Main Advantages

- ▶ Compact yet durable device
- ▶ Spring-loaded silver-nickel devices
- ▶ Spring-assisted terminals are unaffected by vibrations and thermal cycling



- ▶ **Features and Ratings** p. 104
- ▶ **PN20** p. 105
- ▶ **Spare Parts** p. 107
- ▶ **Dimensions** p. 109

PRODUCT FEATURES



General Ratings

Amperage	20 A
Voltage	600 VAC Max
Frequency	50-400 Hz
Environmental	IP66/IP67
Temperature	min -40°F/max 140°F (465° high temp model)

Current Interruption Listings

Model	Current Interruption Capabilities
PN20	For current interrupting

Highlighted Feature

PN Contact



PN devices feature silver-nickel, spring-loaded, butt-style contacts for superior durability and electrical performance.

Operating Instructions



To break the circuit and remove the plug, press the pawl, apply inward force and rotate the plug clockwise.



The plug can be safely withdrawn from the receptacle. The plug contacts remain shrouded until after the circuit is broken.



To reconnect, align the red dots on the plug and receptacle bodies, insert plug into the receptacle, apply insertion force and rotate the plug 20° counterclockwise.

Listings

Category	UL	CSA	IEC
Plugs and Receptacles	UL 1682*	C22.2 No. 182.1*	60309-1

* PN 20 A devices are UL and CSA listed for current interrupting. PNHT devices are not UL/CSA listed.

PN20 Compact Plugs & Receptacles – 20 A or 15 A (600V)

UL/CSA Ratings

- **Max Amperage & Voltage**
20 A, 600 VAC
- **Current Interruption Capability**
20 A Current Interrupting (up to 480 VAC)
15 A Current Interrupting (600 VAC)
- **Environmental Ratings**
Type 3R, Type 4X
- **Temperature Range**
Min -40°F / Max 140°F
See pg 258 for temps below -15°F.
- **Wiring Capacity**
Min 14 AWG Max 8 AWG
- **Certifications**
UL 1682, CSA 182.01

IEC/CE Ratings

- **Environmental Ratings**
IP66/IP67*, IP54/IP55**
* IP66/IP67 provides advanced watertightness for washdown duty applications.
** IP55 provides rainproof watertightness with ease of connection convenience.
- **Applicable Standards**
CE

Notes: • 600V devices are rated for current interrupting up to 15 A only.

Receptacle female



! Don't forget to add installation accessories to your order



IP55 receptacle comes without a pawl.

Inlet male



The same male inlet is used for IP66/IP67 or IP55 watertight ratings.

North American UL/CSA Configurations

Voltage	Polarity	Part # IP66/IP67		Part # IP55		Part #	
		Poly	Metal	Poly	Metal	Poly	Metal
120V	1P+N+G	01-N4165	09-N4165	01-S4165	09-S4165	01-N8165	09-N8165
120 208V	3P+N+G	01-N4167	09-N4167	01-S4167	09-S4167	01-N8167	09-N8167
125V	1P+N+G	01-N4075	09-N4075	01-S4075	09-S4075	01-N8075	09-N8075
125 250V	2P+N+G	01-N4076	09-N4076	01-S4076	09-S4076	01-N8076	09-N8076
208V	2P+G	01-N4162	09-N4162	01-S4162	09-S4162	01-N8162	09-N8162
208V	3P+G	01-N4163	09-N4163	01-S4163	09-S4163	01-N8163	09-N8163
250V	2P+G	01-N4072	09-N4072	01-S4072	09-S4072	01-N8072	09-N8072
250V	3P+G	01-N4073	09-N4073	01-S4073	09-S4073	01-N8073	09-N8073
277V	1P+N+G	01-N4045	09-N4045	01-S4045	09-S4045	01-N8045	09-N8045
277 480V	3P+N+G	01-N4047	09-N4047	01-S4047	09-S4047	01-N8047	09-N8047
480V	2P+G	01-N4042	09-N4042	01-S4042	09-S4042	01-N8042	09-N8042
480V	3P+G	01-N4043	09-N4043	01-S4043	09-S4043	01-N8043	09-N8043
600V	2P+G	01-N4142	09-N4142	01-S4142	09-S4142	01-N8142	09-N8142
600V	3P+G	01-N4143	09-N4143	01-S4143	09-S4143	01-N8143	09-N8143

Main Options



Reverse Interiors



Flush Mount
(replaces female casing)



Locking Pawl

Receptacle Options

Suffix

Inlet Options

Suffix

Reverse Interiors

Recept # - 001

Reverse Interiors

Inlet # - 001

With Flush Mount (poly only)

Recept # - 142*

Locking Pawl

Recept # - 824-300

* IP55 rating with Flush Mount casing



! See pages 235-244 for detailed information on these options

Order Example: 480V PN20 IP66/IP67 + reverse interiors
PN20 Receptacle 3P+G = 01-N4043-001


INSTALLATION ACCESSORIES – SIZE 1


Unless indicated otherwise, accessories can be used with either poly or metal plugs and receptacles.


HANDLES

HANDLE w/NPT		Part # Poly	Part # Metal
	Poly 1/2"	511P0N05	591P0N05
	3/4"	511P0N07	591P0N07
	Metal 1"	511P0N10	591P0N10


For available cord grips, see page 167.

POLY HANDLE w/CORD GRIP	Cable Range	Part #
	.350 - .520"	711P0BP6
	.520 - .680"	711P0CP5
	.680 - .980"	711P0DP4


METAL HANDLE w/CORD GRIP		Part #
	.438 - .500"	791P0BS3
	.500 - .562"	791P0BS4
	.562 - .625"	791P0CS1
	.625 - .750"	791P0CS4
	.750 - .875"	791P0DS1
	.875 - 1.000"	791P0DS3


POLY 90° HANDLE w/NPT		Part #
	1/2"	751P9N05
	3/4"	751P9N07
	1"	751P9N10


POLY HANDLE	Part #
	.35 - .70" 511P0D18

POLY ANGLED HANDLE	Part #
	.35 - .70" 511P6D18

ANGLES


POLY ANGLE		Part #
	MB Box 30°	511M3
	70°	511M7 Panel mounting only.


METAL ANGLE		Part #
	0°	591M0

METAL ANGLE		Part #
	FS/FD Box 30°	791M3FS
	45°	591M4

*Base measures approximately 4.2" x 2.7". Due to the variation in sizes of FS boxes, please verify that your FS box matches our dimensions, if not call Customer Service for other solutions.

BOXES

POLY CONDUIT ENTRY w/NPT			Part #
	30°	1/2"	511B3N05
	* 7.0 in ³ 30°	3/4"	511B3N07


POLY WALL BOX w/NPT			Part #
	0°	1/2"	511B0N05
	* 3.4 in ³ 0°	3/4"	511B0N07


METAL WALL BOX w/NPT			Part #
	0°	1/2"	591B0N05
	* 3.8 in ³ 0°	3/4"	591B0N07

POLY WALL BOX w/ANGLE			Part #
	70°		511C7000
	* 82.0 in ³	Ground Bar	51AA089

70° poly boxes are not drilled. Contact Customer Service if factory drilling is required.


METAL BOX w/NPT			Part #
	0°	1/2"	7T1F0N05
	0°	3/4"	7T1F0N07
	0°	1"	7T1F0N10
	0°	1 1/4"	7T1F0N12

POLY ANGLE WITH METAL BOX w/NPT			Part #
	30°	1/2"	711C3N05
	30°	3/4"	711C3N07
	30°	1"	711C3N10
	* 30.0 in ³ 30°	1 1/4"	711C3N12

METAL ANGLE WITH METAL BOX w/NPT			Part #
	45°	1/2"	791C4N05
	45°	3/4"	791C4N07
	45°	1"	791C4N10
	* 27.0 in ³ 45°	1 1/4"	791C4N12

NPT on top or bottom (if rotated). For other NPT configurations, contact Customer Service.

MISCELLANEOUS ACCESSORIES

PROTECTIVE INLET/PLUG CAP	
	01-NA426 For Inlets/Plugs Only.

FLUSH MOUNT	
	01-2A142

DR / PN